

Vaccination Programme Update

Reading Health and Wellbeing Board

18th March 2022

Katie Summers

Berkshire West Vaccination Lead

Director of Place Partnerships

NHS Berkshire West CCG

Covid-19: Unvaccinated 12+ population

- 46,895 people unvaccinated
- 23% of 12+ population

Covid-19: Boosters

- 107,080 Covid-19 boosters given
- 79% of eligible 18+ population

Covid-19: 12-15s

- 59% of eligible population had 1st
- 33% of eligible population had 2nd

Covid-19: 5-11 at risk

- Uptake low, similar across BOB ICS

u

- 21,348 flu vaccinations of people aged 65+
- 79% of the 65+ population (80% in 2020/21)
- National target 85%

Future campaigns

Spring Programme

- Healthy 5-11s (From April)
- 5-11 CEV
- Over 75s booster (From April)
- Evergreen

Autumn programme


- Cohorts 1-9 (from Autumn)
- Flu 22/23 (from September)

Covid-19 Vaccination: Delivery mechanisms

Primary Care Network sites			Mass Vaccination Centre	Pharmacies	Health on the Move Van	Other
<i>Commissioned by NHS England supported by the CCG</i>			<i>Commissioned by BOB ICS</i>	<i>Commissioned by NHS England</i>	<i>Commissioned by BOB ICS</i>	Healthy 5-11s (from April 2022)
“Evergreen offer”	Spring Booster	Autumn	Broad Street Mall	Tilehurst Triangle Erleigh Road Boots Reading Newdays Coley Park Boots Reading	Clinical provider Oxford Health	Reading Family Hub (subject to confirmation)
Emmer Green	Emmer Green	Emmer Green			Sites and organisation by RVA, WBC and CCG	12-15s Berkshire Healthcare (in schools)
Eldon Square	Eldon Square	Eldon Square		Details of locations for future campaigns to be confirmed.	Areas of health inequalities	Broad Street Mall
Tilehurst Village	University	Milman & Kennet			Support hybrid vaccination sites to support Evergreen, Over 75s and healthy 5-11 years.	Eldon Square Tilehurst Village
	Tilehurst Village	Tilehurst Village				
		University				

Vaccination: Take-up Reading PCNs

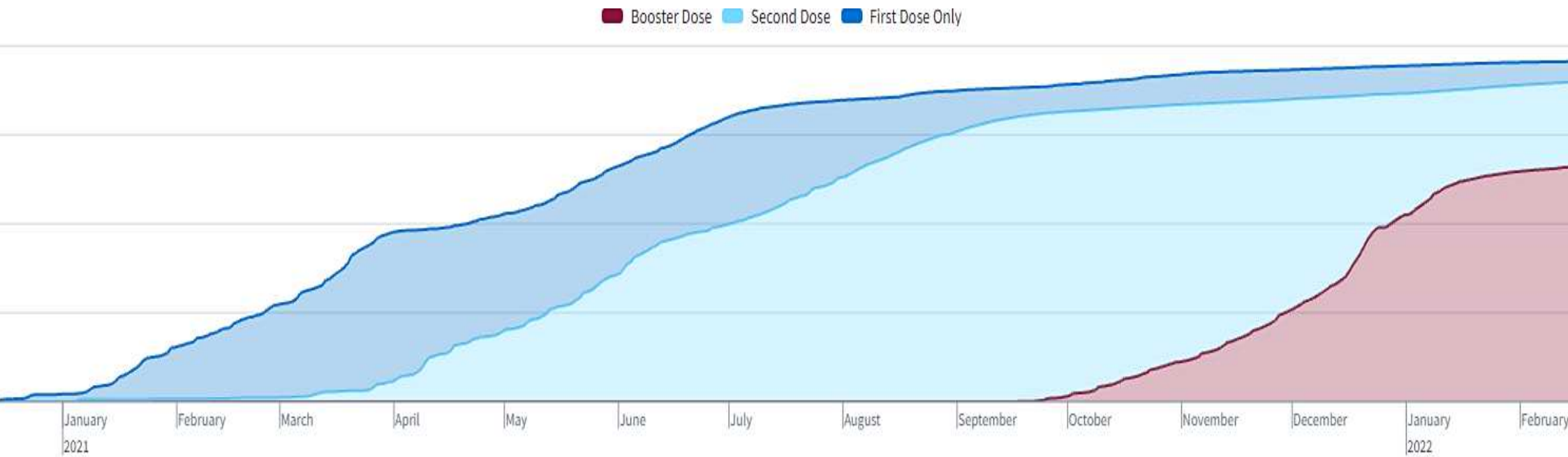
	Covid 1st (12+)	Covid 2nd (12+)	Covid Booster (16+)	Flu (65+)
Eligible population	200,160	200,160	135,694	26,902
Take-up	153,265	144,311	107,080	21,348
Not had dose	46,895	55,849	28,614	5,554
Take-up	76.6%	72.1%	78.9%	79.4%
West Berkshire % take-up	84.0%	79.8%	84.2%	84.2%
DB % take-up	84.7%	80.5%	85.0%	85.0%
England % take-up	91.5%	85.1%	65.9%	82.1%



COVID
Source: Foundry 02/03/22 Reading PCNs registered patient footprint.
Booster denominator is those people currently eligible for whom it is 91+ days since their 2nd vaccination.
England denominator 12+ 2020 Census estimate.

u
Source: www.gov.uk Seasonal flu vaccine uptake in GP patients: monthly data, 2021 to 2022 (to 31 January 2022)

Covid-19 Vaccination: Take-up over time



Source: Foundry 04/03/22 Reading PCNs registered patient footprint.

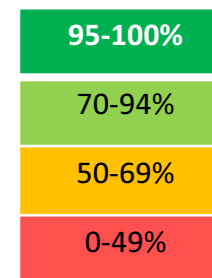
Covid-19 Vaccination: Take-up by local authority

Reading	Thurrock	P'boro	Swindon	Trafford	Slough	Bristol	S'ton	Bedford	Warrington	Coventry	N'Castle-U-Tyne	Medway	Luton
75% (rank 8/14; previously 9/14)	76%	71%	86%	84%	74%	79%	75%	80%	84%	73%	75%	82%	70%
70% (rank 8/14; previously 8/14)	71%	66%	81%	79%	68%	73%	69%	75%	80%	66%	69%	76%	63%
52% (rank 7/14; previously 9/14)	49%	48%	64%	63%	45%	57%	52%	57%	63%	49%	52%	58%	39%

CPFA comparative group of local authorities.

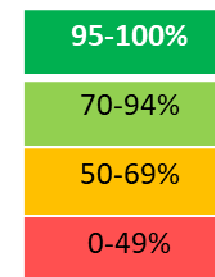
Vaccination data from coronavirus.data.gov.uk 04/03/22.

The denominator is the number of people aged 12 and over on the National Immunisation Management Service (NIMS) database. Please note that general eligibility for a booster is currently 18 years old, hence the percentage figures shown here are lower than percentages used upon the eligible population.



Vaccination: Take-up comparison by cohort

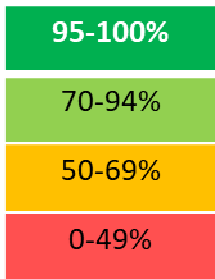
Cohort	Total Cohort Size	Covid 1st vaccine take up (1)	Covid 2 nd vaccine take up (1)	Covid Booster take up (1) (2)	Flu take up 21/22 (3)
Residential Care Home Patients 65+	529	98%	89%	78% (4)	86%
60+	7,169	96%	94%	90%	85%
Healthcare Workers (ESR (5) and self-declared)	9,625	97%	95%	82%	(6)
65-79	5,146	95%	94%	94%	84%
60-74 or Covid High Risk	10,039	93%	92%	90%	68%
65-69	6,902	91%	90%	94%	70%
65-64 with UHC	30,000	81%	78%	81%	43%
60-64 no UHC	5,361	86%	84%	92%	48%
65-59 no UHC	7,540	85%	83%	90%	40%
60-54 no UHC	9,223	82%	80%	87%	32%
60-49 no UHC	25,746	72%	70%	79%	6%
60-39 no UHC	34,521	67%	64%	69%	5%
63-29 no UHC	34,007	67%	61%	61%	3%
65-17 no UHC	3,884	67%	51%	33%	10%
62-15 At Risk	783	60%	30%	n/a	--
62-17 H'hold contact immu supp	436	61%	36%	n/a	--
62-15 no UHC	9,299	58%	33%	n/a	38%



- (1) Source: Foundry 02/03/22 Reading PCNs registered population footprint.
- (2) Denominator is those people currently eligible for whom it is 91+ days since their 2nd vaccination.
- (3) Source: EMIS 02/03/22 Reading Borough residence population footprint.
- (4) Capacity Tracker 24/01/22 shows performance at 92% for those that have had 2nd.
- (5) ESR= Electronic Staff Record
- (6) Not a comparable denominator in EMIS.

Vaccination: 12-15s

	Cohort Size	Had 1st	1st %	Had 2nd	2nd %	Unvaccinat
erham	1,825	1,361	75%	901	49%	464
ing Central	2,803	1,485	53%	756	27%	1,318
ing University	777	437	56%	230	30%	340
ing West	1,975	1,179	60%	675	34%	796
urst	1,592	982	62%	580	36%	610
ley	1,401	628	45%	323	23%	773
ALL PCNS	10,373	6,072	59%	3,465	33%	4,301



Vaccination: 5-11 at risk

PCN	Cohort Size	Had 1st
Caversham	239	32
Reading Central	437	>10
Reading University	137	>10
Reading West	344	>10
Tilehurst	249	20
Whitley	211	>10

Vaccination: Vaccine confidence survey

Tell us why you've not had your Covid vaccine

Over 45,000 eligible people in Reading have not had a Covid vaccine.

Berkshire West CCG has commissioned Healthwatch Reading to find out why.

The independent patient voice body is giving local people a chance to express the many different reasons that may be putting them off – ranging from fear of needles, not being able to get to vaccine venues, concerns about safety or personal beliefs.

The survey runs until **7 March 2022**, and is available in a variety of languages to make it easier for people across the community to have their say.

Healthwatch Reading will share the findings with NHS and public health colleagues so they can gain a better understanding of people's point of view and remove any practical barriers in the way of accessing vaccines.